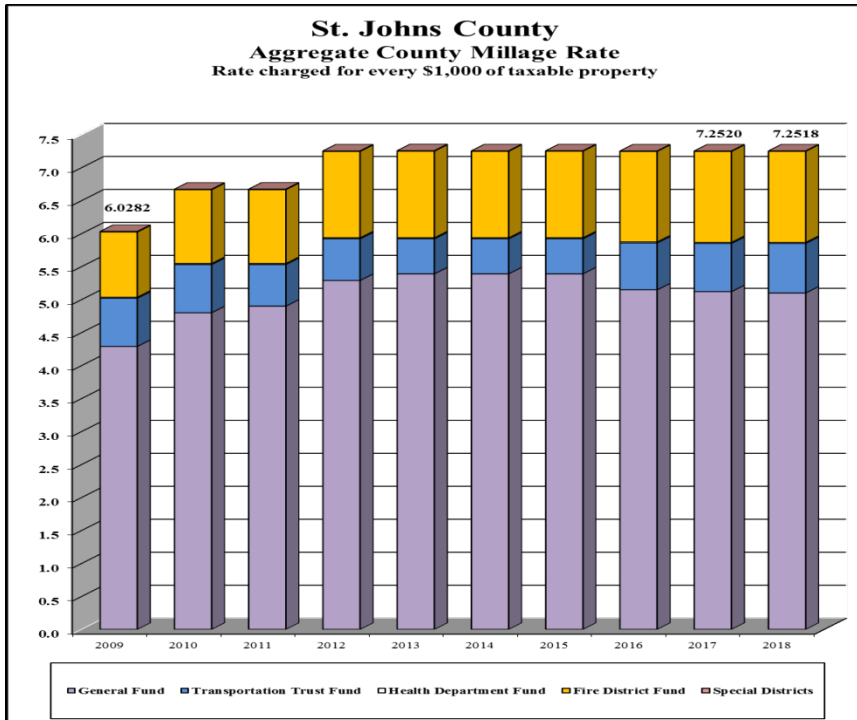


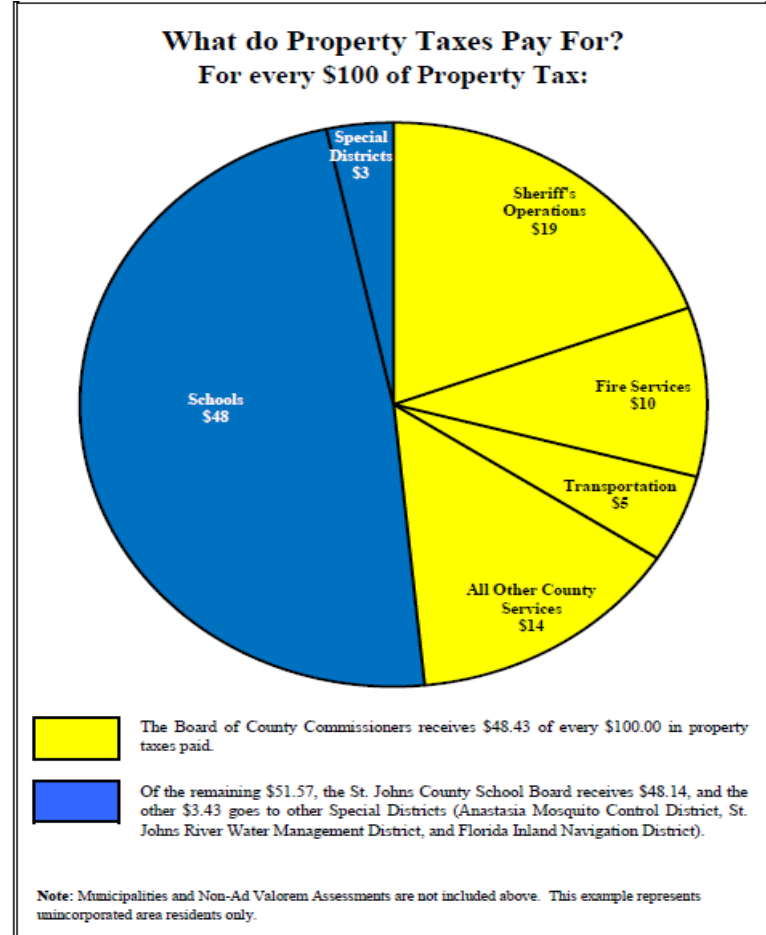
St. Johns County Florida Budget in Brief Fiscal Year 2018




St. Johns County Combined FY 2018 Budget Summary Revenues and Expenditures

Fund Type:	General Fund	Special Revenue	Enterprise Funds	Internal Service	Debt Service	Capital Improvement	Total All Funds
REVENUES							
Ad Valorem Taxes	\$121,003,862	\$52,185,707					\$173,189,569
All Other Taxes	2,047,253	12,089,900					14,137,153
Special Assessments		12,325,646	\$565,058		\$351,525		13,242,229
Licenses & Permits	268,355	8,364,129	350,000				8,982,484
Intergovernmental	45,076,618	31,099,733	1,480,071		9,177,034	\$82,761	86,916,217
Charges for Services	10,285,421	24,924,773	74,339,142	\$32,493,937			142,043,273
Fines and Forfeitures	373,500	1,543,872	11,000				1,928,372
Interest Income	660,118	559,701	972,775	23,657	5,475	59,924	2,281,650
Debt Proceeds	983,650	215,600					1,199,250
Miscellaneous	433,324	2,823,815	68,897	200,000			3,526,036
Admin. Fee Reduction		(235,890)					(235,890)
Statutory Reduction	(7,682,531)	(5,955,338)		(11,121)	(17,838)	(2,821)	(13,669,649)
Transfers In	5,239,814	2,006,938	336,455	3,560,456	9,423,068	475,000	21,041,731
Fund Balance	40,552,309	93,449,841	115,561,846	8,390,779	3,268,992	17,371,608	278,595,375
TOTAL	\$219,241,693	\$235,398,427	\$193,685,244	\$44,657,708	\$22,208,256	\$17,986,472	\$733,177,800
EXPENDITURES							
Salaries	\$28,246,952	\$32,961,146	\$9,615,351	\$205,534			\$71,028,983
Benefits	12,248,564	14,961,173	4,158,729	11,414,139			42,782,605
Operating Expense	33,363,789	61,381,708	53,220,597	20,093,841	\$17,450	\$542,333	168,619,718
Capital Outlay	3,004,262	49,581,234	46,351,792			15,440,571	114,377,859
Constitutionals	86,990,779	2,550,009					89,540,788
Grants & Aids	3,507,140	824,002					4,331,142
Debt Service		173,801	13,532,728		19,042,870		32,749,399
Transfers Out	5,006,414	8,916,053		3,560,456			17,482,923
Reserves	46,873,793	64,049,301	66,806,047	9,383,738	3,147,936	2,003,568	192,264,383
TOTAL	\$219,241,693	\$235,398,427	\$193,685,244	\$44,657,708	\$22,208,256	\$17,986,472	\$733,177,800
Board FTE's	524.475	530.525	195.05	3.25	0.00	0.00	1,253.30

Note: Under governmental accounting, Internal Service Funds have the effect of double-counting expenditures (primarily "Benefits" and "Operating Expense" above) since Internal Service fund charges are also reflected in the expenditures ("Benefits") of County departments in other Funds.



St. Johns County Florida
Budget in Brief
Fiscal Year 2018
St. Johns County
Office of Management & Budget
www.sjcfl.us



In the past 30 years St. Johns County has experienced population growth from 51,303 to the 2010 Census population of 190,939. In another 20 years, it is estimated that the County will be home to well over 250,000 residents.

The FY 2018 County Budget of \$733.1 million increased by \$59.3 million or 8.8% from the previous year originally adopted budget. Capital Improvement Project (CIP) expenditures continue to be relatively low as the County completed several capital projects during the prior year.

With an increase in total County taxable property value of 8.2%, the countywide millage rate for FY 2018 remained the same.

St. Johns County Average Property Tax Statement Example 2017 Real Estate Property

Market value	Assessed value	Exemptions	Taxable Value
\$273,279	\$268,155	\$50,000	\$218,155

Taxing Authority	Millage	Property Tax \$
St. Johns County:		
General Fund	5.1000	\$1,112.59
Transportation	0.7500	\$163.62
Fire District - Special District	1.4700	\$320.69
County Health Department	0.0171	\$3.73
Subtotal	7.3371	\$1,600.63
St. Johns County School District	6.5430	\$1,590.97
Subtotal	6.5430	\$1,590.97
St Johns Water Management District	0.2724	\$59.43
Subtotal	0.2724	\$59.43
Independent Special Districts:		
Anastasia Mosquito Control	0.2150	\$46.90
Florida Inland Navigation District	0.0320	\$6.98
Subtotal	0.2470	\$53.88
Total Taxes		\$3,304.90
St. Johns County Taxes (48.43%)		\$1,600.63
All Other Taxes (51.57%)		\$1,704.28
Total Taxes		\$3,304.90

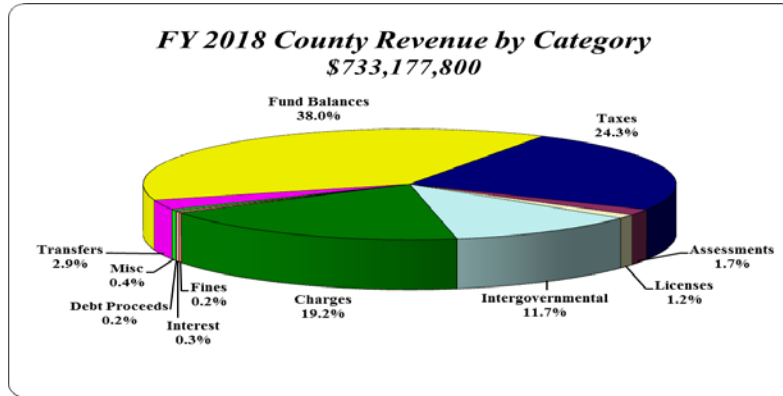
Municipalities are not included above. This example represents unincorporated area residents only (those who live outside city limits). For details on Independent Special Districts the County's Tax Collector can be contacted at 904-823-2250.

Actual tax bill may also contain *non-ad valorem assessments* which are not reflected above, such as assessments for roads, drainage, garbage collection, lighting, water, sewer, or other governmental services and facilities that may be legally levied by the County, City, or any Special District.

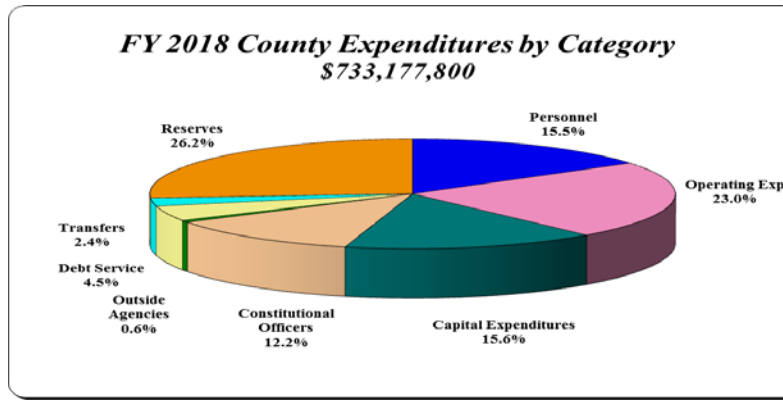
St. Johns County Adopted FY 2018 Budget

The Adopted FY 2018 County Budget

Where the money will come from...



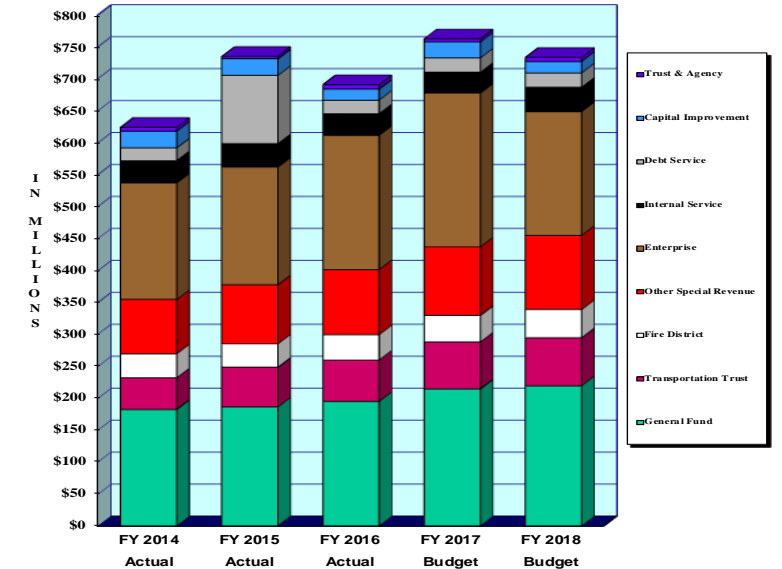
Where the money will go to...



Total Capital Improvement Project (CIP) expenditures budgeted for FY 2018 total about \$113.4 million or 15.4% of the total expenditure budget. One of the single largest expenditures in the CIP is the \$19.6 million Racetrack Road Improvement project. The construction of a new Public Works facility and a combined fire station also continues for FY 2018. Total CIP expenditures include \$45.7 million for Utility Services improvements, \$44.9 million for County Transportation improvements and \$17.2 million for Public Safety projects.

ST. JOHNS COUNTY, FLORIDA BUDGET BY FUND TYPE

Fund Revenues:	Actual FY 2014	Actual FY 2015	Actual FY 2016	Budget FY 2017	Budget FY 2018
General Fund	\$182,421,212	\$186,337,146	\$194,912,337	\$214,513,848	\$219,241,693
Transportation Trust	\$49,365,292	\$62,010,084	\$64,776,268	\$73,294,478	\$75,379,002
Fire District	\$37,656,401	\$36,581,221	\$39,743,846	\$41,724,329	\$44,095,796
Other Special Revenue	\$85,213,074	\$92,323,701	\$101,728,648	\$107,445,559	\$115,923,629
Enterprise	\$182,340,239	\$184,506,794	\$210,044,848	\$240,339,408	\$193,685,244
Internal Service	\$34,548,456	\$36,353,937	\$33,752,172	\$32,924,946	\$38,343,884
Debt Service	\$20,347,436	\$107,060,790	\$21,253,574	\$22,299,184	\$22,208,256
Capital Improvement	\$25,829,219	\$25,906,446	\$17,296,323	\$24,997,447	\$17,986,472
Trust & Agency	\$6,150,903	\$3,735,121	\$7,011,847	\$4,805,294	\$6,313,824
Total	\$623,872,232	\$734,815,240	\$690,519,863	\$762,344,493	\$733,177,800



*Constitutional Officers are separately elected: Sheriff, Clerk of Courts, Property Appraiser, Supervisor of Elections, and the Tax Collector.

Key Budget Goals

- Promote Economic Development
- Promote the County's Health, Safety and Welfare
- Address Long-Term Financial Stability
- Address Deferred and Emerging Infrastructure Needs
- Participate in Regional Initiatives
- Maintain and Enhance Quality of Life
- Protect and Promote the Environment
- Enhance County Beautification and Appearance
- Emphasize Community Redevelopment
- Enhance Communication with Community