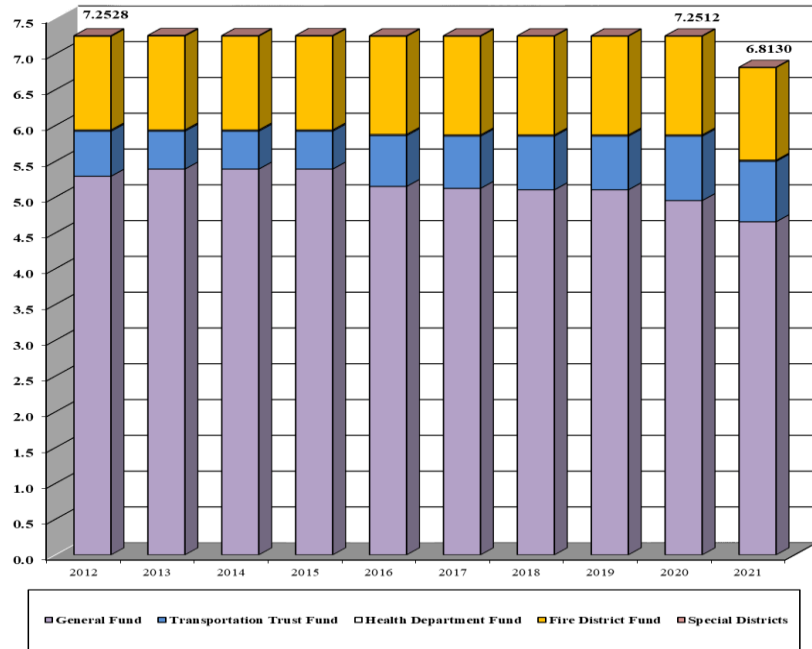
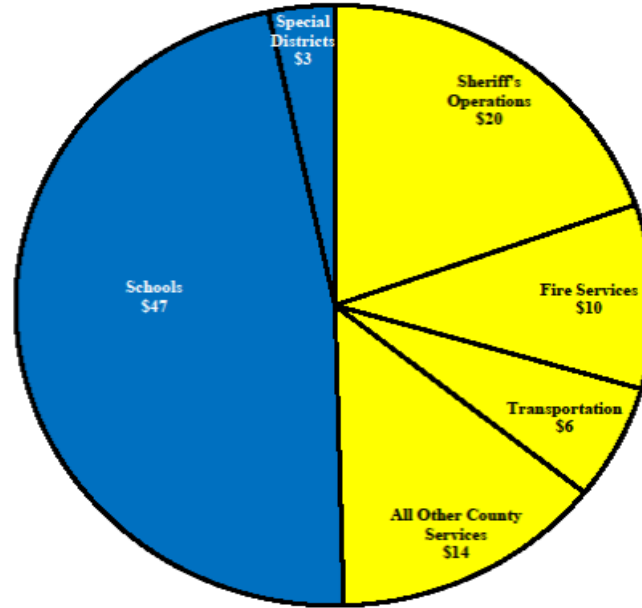


**St. Johns County**  
**Aggregate County Millage Rate**  
 Rate charged for every \$1,000 of taxable property



**What do Property Taxes Pay For?**  
 For every \$100 of Property Tax:



**Yellow:** The Board of County Commissioners receives \$49.61 of every \$100.00 in property taxes paid.

**Blue:** Of the remaining \$50.39, the St. Johns County School Board receives \$47.04, and the other \$3.35 goes to other Special Districts (Anastasia Mosquito Control District, St. Johns River Water Management District, and Florida Inland Navigation District).

**Note:** Municipalities and Non-Ad Valorem Assessments are not included above. This example represents unincorporated area residents only.

**St. Johns County**  
**Combined FY 2021 Budget Summary**  
**Revenues and Expenditures**

Fund Type:	General Fund	Special Revenue	Enterprise Funds	Internal Service	Debt Service	Capital Improvement	Total All Funds
<b>REVENUES</b>							
Ad Valorem Taxes	\$146,176,715	\$69,702,685					\$215,879,400
All Other Taxes	2,759,700	13,710,231					16,469,931
Special Assessments		15,696,263	\$22,230		\$355,000		16,073,493
Licenses & Permits	251,675	5,899,606	368,000				6,519,281
Intergovernmental	142,627,585	45,885,348	1,828,938		8,341,351	\$695,340	199,378,562
Charges for Services	10,270,550	25,151,876	89,170,505	\$27,680,161			152,273,092
Fines and Forfeitures	424,000	1,575,032	17,000				2,016,032
Interest Income	922,271	1,665,517	1,997,272	176,119	2,800	176,500	4,940,479
Debt Proceeds			31,357,837				31,357,837
Miscellaneous	408,260	2,439,403	80,593	50,000			2,978,256
Admin.Fee Reduction		(580,437)					(580,437)
Statutory Reduction	(8,817,499)	(6,938,907)		(14,994)	(17,892)	(6,825)	(15,796,117)
Transfers In	7,179,649	2,180,459	562,632	3,712,883	10,046,370	1,085,794	24,767,787
Fund Balance	63,882,744	139,819,268	143,007,418	13,648,943	1,476,975	33,242,036	397,077,384
<b>TOTAL</b>	<b>\$366,085,650</b>	<b>\$316,206,344</b>	<b>\$268,412,425</b>	<b>\$47,253,112</b>	<b>\$20,204,604</b>	<b>\$35,192,845</b>	<b>\$1,053,354,980</b>
<b>EXPENDITURES</b>							
Salaries	\$32,768,998	\$38,985,280	\$11,634,632	\$226,984			\$83,615,894
Benefits	13,193,726	16,618,716	4,372,183	11,629,281			45,813,906
Operating Expense	145,426,604	77,244,001	62,959,270	22,317,691	\$17,800	\$1,730,820	309,696,186
Capital Outlay	3,002,510	84,213,800	84,728,418			31,013,121	202,957,849
Constitutionals	104,364,230	2,819,150					107,183,380
Grants & Aids	5,384,399	1,266,689					6,651,088
Debt Service		497,540	14,173,442		18,932,756		33,603,738
Transfers Out	5,956,912	10,394,411		3,712,883	0		20,064,206
Reserves	53,988,271	84,164,757	90,546,480	9,366,273	1,254,048	2,448,904	243,768,733
<b>TOTAL</b>	<b>\$366,085,650</b>	<b>\$316,206,344</b>	<b>\$268,412,425</b>	<b>\$47,253,112</b>	<b>\$20,204,604</b>	<b>\$35,192,845</b>	<b>\$1,053,354,980</b>
<b>Board FTE's</b>	<b>560.790</b>	<b>598.01</b>	<b>210.90</b>	<b>3.25</b>	<b>0.00</b>	<b>0.00</b>	<b>1,372.95</b>

**Note:** Under governmental accounting, Internal Service Funds have the effect of double-counting expenditures (primarily "Benefits" and "Operating Expense" above) since Internal Service Fund charges are also reflected in the expenditures ("Benefits") of County departments in other Funds.

St. Johns County Florida  
 Budget in Brief  
 Fiscal Year 2021  
 St. Johns County Office of Management & Budget  
[www.sjcf.us](http://www.sjcf.us)



St. Johns County Florida  
 Budget in Brief  
 Fiscal Year 2021



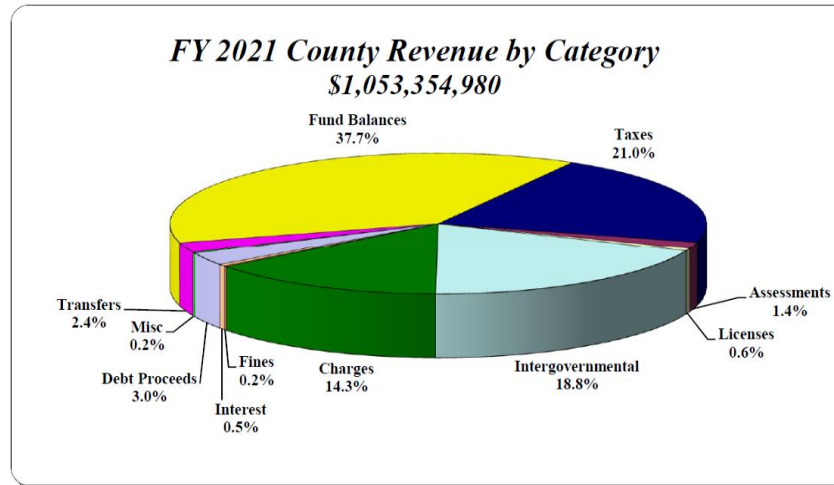
St. Johns County has experienced population growth from 51,303 in the 1980 Census to 190,039 in the 2010 Census. This growth is anticipated to continue with a population of over 270,000 by 2021.

The FY 2021 County Budget of \$1.1 billion represents an increase of \$136.3 million or 14.9% from the previous year originally adopted budget. Capital Improvement Project (CIP) expenditures continue to be relatively low as the County completed several capital projects during the prior year.

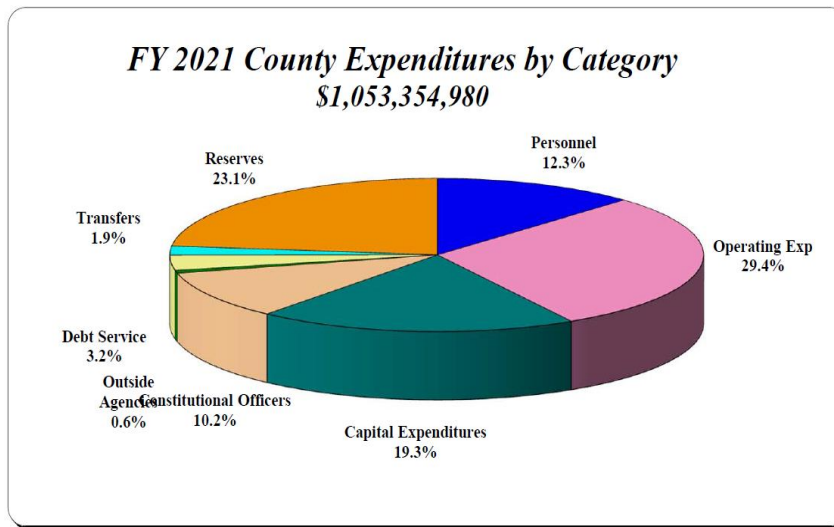
With an increase in total County taxable property value of 10.9%, the countywide millage rate for FY 2021 decreased.

## The Adopted FY 2021 County Budget

Where the money will come from...

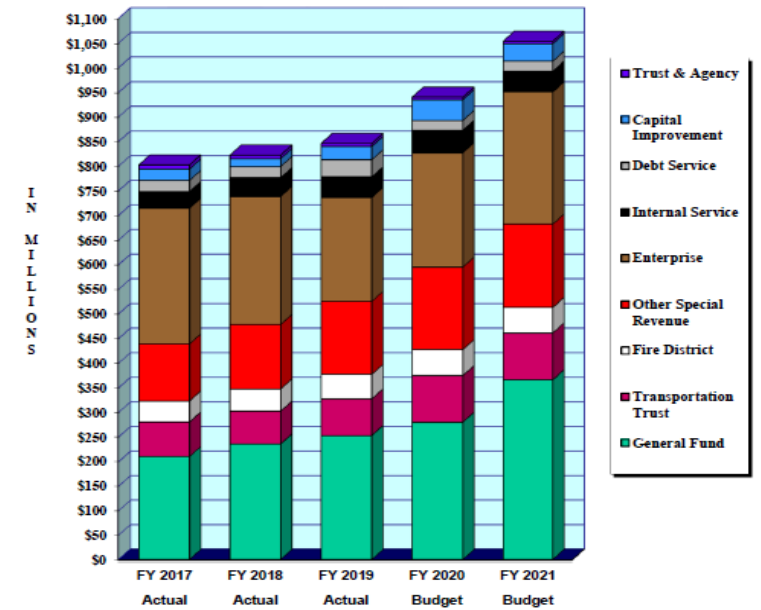


Where the money will go to...



## ST. JOHNS COUNTY, FLORIDA BUDGET BY FUND TYPE

Fund Revenues:	Actual FY 2017	Actual FY 2018	Actual FY 2019	Budget FY 2020	Budget FY 2021
General Fund	\$210,460,927	\$235,858,914	\$253,039,634	\$280,052,013	\$366,085,650
Transportation Trust	\$70,131,316	\$66,594,216	\$74,364,546	\$94,629,479	\$95,165,210
Fire District	\$42,526,590	\$45,114,695	\$49,707,619	\$52,726,733	\$51,918,488
Other Special Revenue	\$115,834,363	\$130,994,500	\$148,384,806	\$167,577,336	\$169,122,646
Enterprise	\$275,731,016	\$259,585,476	\$210,651,292	\$232,181,684	\$268,412,425
Internal Service	\$33,848,106	\$38,386,015	\$42,029,701	\$45,690,419	\$42,114,744
Debt Service	\$22,504,352	\$22,547,103	\$34,821,665	\$19,820,679	\$20,204,604
Capital Improvement	\$22,896,994	\$15,714,396	\$26,672,312	\$42,237,626	\$35,192,845
Trust & Agency	\$8,423,652	\$7,599,238	\$6,211,177	\$5,189,576	\$5,138,368
<b>Total</b>	<b>\$802,357,316</b>	<b>\$822,394,553</b>	<b>\$845,882,752</b>	<b>\$940,105,545</b>	<b>\$1,053,354,980</b>



\*Constitutional Officers are separately elected: Sheriff, Clerk of Courts, Property Appraiser, Supervisor of Elections, and the Tax Collector.

### St. Johns County Average Property Tax Statement Example 2020 Real Estate Property

Market value	Assessed value	Exemptions	Taxable Value
\$344,244	\$303,813	\$50,000	\$253,813

Taxing Authority	Millage	Property Tax \$
<b>St. Johns County:</b>		
General Fund	4.6537	\$1,181.17
Transportation	0.8444	\$214.32
Fire District - Special District	1.3813	\$350.59
County Health Department	0.0160	\$4.06
Subtotal	6.8954	\$1,750.15
<b>St. Johns County School District</b>		
Subtotal	5.9530	\$1,659.78
<b>St. Johns Water Management District</b>		
Subtotal	0.2287	\$58.05
<b>Independent Special Districts:</b>		
Anastasia Mosquito Control	0.2050	\$52.03
Florida Inland Navigation District	0.0320	\$8.12
Subtotal	0.2370	\$60.15
<b>Total Taxes</b>		<b>\$3,528.12</b>
<b>St. Johns County Taxes (49.61%)</b>		<b>\$1,750.15</b>
<b>All Other Taxes (50.39%)</b>		<b>\$1,777.98</b>
<b>Total Taxes</b>		<b>\$3,528.12</b>

Municipalities are not included above. This example represents unincorporated area residents only (those who live outside city limits). For details on Independent Special Districts the County's Tax Collector can be contacted at 904-823-2250.

Actual tax bill may also contain *non-ad valorem assessments* which are not reflected above, such as assessments for roads, drainage, garbage collection, lighting, water, sewer, or other governmental services and facilities that may be legally levied by the County, City, or any Special District.

Total Capital Improvement Project (CIP) expenditures budgeted for FY 2021 total about \$282.7 million or 26.8% of the total expenditure budget. The largest expenditures in the CIP is \$18.2 million for Sewage Lift Station Improvements. The second largest is \$16.0 million for a Supportive Housing Complex and Integrated Service Center in Hastings. Total CIP expenditures include \$108.1 million for County Transportation Improvements, \$84.2 million for Utility Services Improvements, and \$32.0 million for HHS Improvements.

### Key Budget Goals

- Promote Economic Development
- Promote the County's Health, Safety and Welfare
- Address Long-Term Financial Stability
- Address Deferred and Emerging Infrastructure Needs
- Participate in Regional Initiatives
- Maintain and Enhance Quality of Life
- Protect and Promote the Environment
- Enhance County Beautification and Appearance
- Emphasize Community Redevelopment
- Enhance Communication with Community